



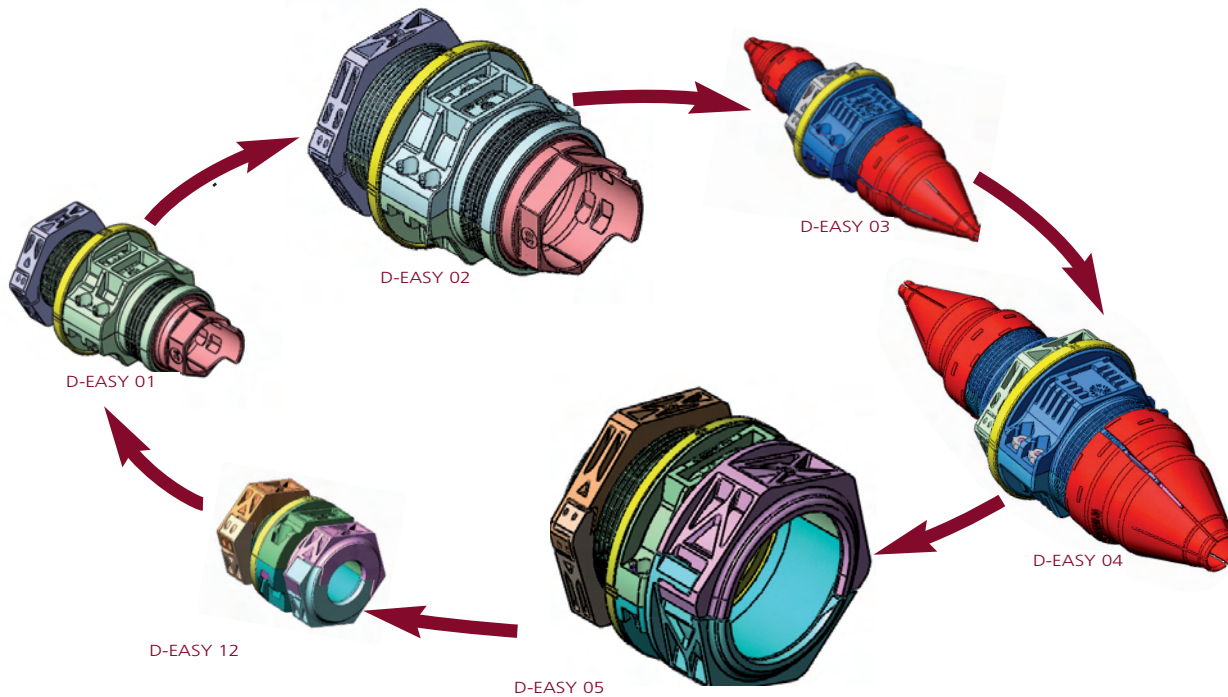
DEUTSCH

BRANCHE CONNECTEURS AEROMILITAIRES



D-EASY

Cable and wire seals



Product summary

A removable seal fitting for bundle and wire applications which allow rework of the seal in situ without wire removal. D-EASY is available with or without shielding protection and accessory interfaces.

Mechanical characteristics

- Housing and accessories : Composite
- Housing metallisation : Nickel or non-metallised
- Gasket and gland seal : Fluorosilicone
- Fasteners : Stainless steel
- Sealing performance : Leakage less than 1l/min depending bundle/cable type and/or grommet layout

Environmental characteristics

- In accordance with ABS 1571 and/or BACS 31T/U
- Temperature range : - 55° C to + 105° C
- Salt spray : 500 hour duration
- Fuel resistance version available, please consult factory.

Mass and dimensions

Specification	D-EASY 12	BACS		ABS		BACS D-EASY 05
		D-EASY 01	D-EASY 02	D-EASY 03	D-EASY 04	
Mass with gland seal without grommet *	.143	.302	.43	.348	.478	.978
Mass with gland seal and grommet **	-	.315	.465	.359	.507	1.152
Housing external Ø	1.69	2.52	3.11	2.52	3.11	3.98
Panel cut out mini. Ø	.945	1.513	2.245	1.512 Flat 1.477	2.244 Flat 2.185	2.97
Panel thickness	.079 to .39	.10 to .76	.10 to .76	.079 to .315	.079 to .315	.10 to .76
Bundle diameter	.079 to .474	.079 to .866	.59 to 1.378	.079 to .87	.59 to 1.378	1.039 to 1.80

Units : lb and inch
 * One bundle ** Large wires or bundles

Présentation

Traversées étanches démontables, pour faisceaux ou câbles, reconfigurables sur avion sans démontage du câblage. La D-EASY est disponible avec ou sans blindage et interfaces accessoires.

Caractéristiques mécaniques

- Boîtier et accessoires : Composite
- Métallisation boîtier : Nickel ou sans
- Joint et étoupe : Fluorosilicone
- Visserie : Acier inoxydable
- Étanchéité : Fuite inférieure à 1l/min suivant type de câbles/faisceau et/ou arrangement

Caractéristiques environnementales

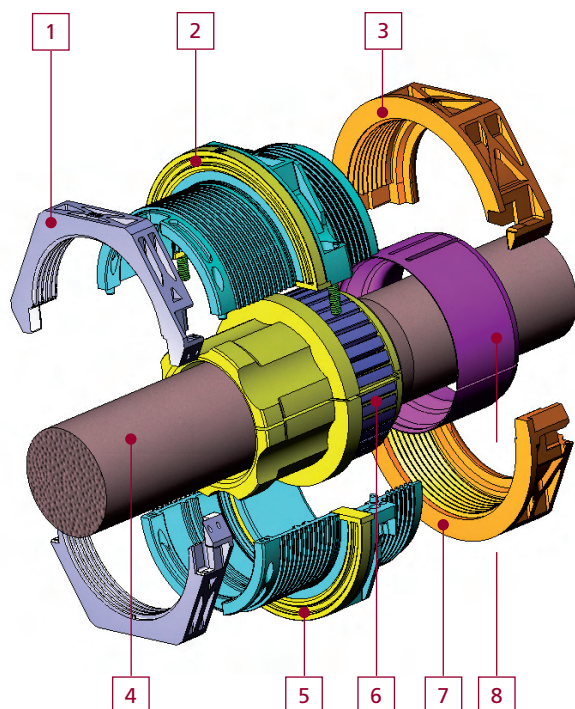
- Suivant ABS 1571 et/ou BACS 31T/U
- Température d'utilisation : - 55° C à + 105° C
- Brouillard salin : 500 heures
- Version environnement carburants disponibles, nous contacter

Masses et dimensions

Specification	D-EASY 12	BACS		ABS		BACS D-EASY 05
		D-EASY 01	D-EASY 02	D-EASY 03	D-EASY 04	
Masse avec système d'étanchéité sans manchon *	65	137	195	158	217	444
Masse avec système d'étanchéité avec manchon **	-	143	211	163	230	523
Diamètre extérieur boîtier	43	64	79	64	79	101
Ø découpe panneau mini.	24	38,41	57,02	38,40 Plat 37,50	57,00 Plat 55,50	75,44
Épaisseur panneau	2,00 à 10,00	2,54 à 19,30	2,54 à 19,30	2,00 à 8,00	2,00 à 8,00	2,54 à 19,30
Faisceau admissible	2,00 à 12,00	2,00 à 22,00	15,00 à 35,00	2,00 à 22,00	15,00 à 35,00	26,40 à 45,70

Unités : g et mm
 * Un faisceau ** Câbles de puissance ou plusieurs faisceaux

■ Single wire application / Application pour un faisceau unitaire

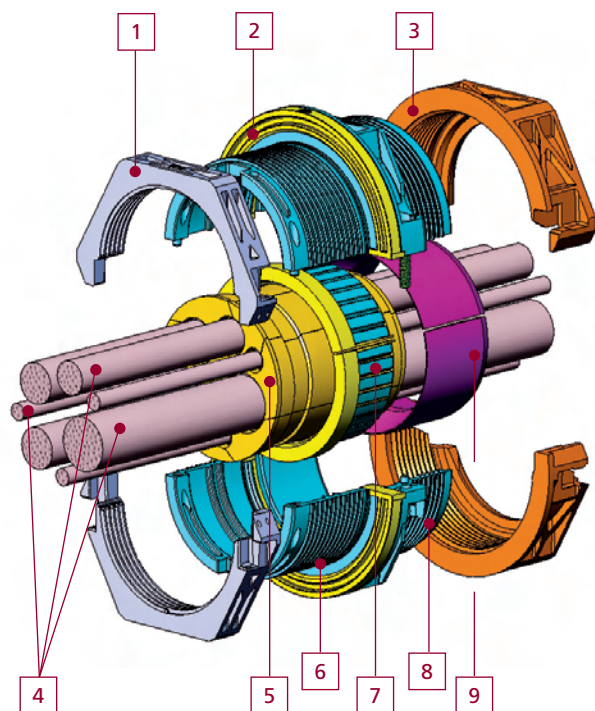


Order example / Exemple de commande

D-EASY 05
+
054-8002-01

- 1 - Jam nut, half.
Demi écrou panneau.
- 2 - Housing, half, upper.
Demi boîtier supérieur.
- 3 - Compression nut, upper.
Demi écrou compression supérieur.
- 4 - Wire/cable.
Faisceau.
- 5 - Housing, half, lower.
Demi boîtier inférieur.
- 6 - Gland seal assembly.
Sous-ensemble étoupe.
- 7 - Compression nut, lower.
Demi écrou compression inférieur.
- 8 - Bush.
Grain.

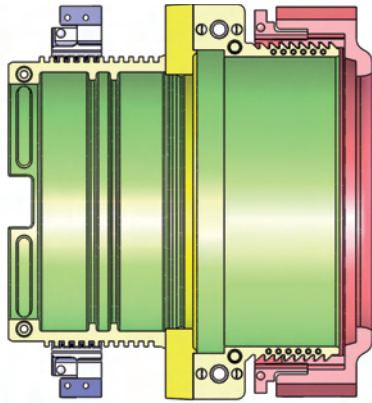
■ Multi-wire applications / Application pour câbles ou plusieurs faisceaux



Order example / Exemple de commande

D-EASY 05
+
054-8020-05
+
054-8005-15

- 1 - Jam nut, half.
Demi écrou panneau.
- 2 - Housing, half, upper.
Demi boîtier supérieur.
- 3 - Compression nut, upper.
Demi écrou compression supérieur.
- 4 - Wire on mix bundles.
Faisceaux ou câbles.
- 5 - Grommet.
Manchon.
- 6 - Housing, half, lower.
Demi boîtier inférieur.
- 7 - Gland seal assembly.
Sous-ensemble étoupe.
- 8 - Compression nut, lower.
Demi écrou compression inférieur.
- 9 - Bush.
Grain.





Housing delivered without seal system.
Boîtier livré sans système d'étanchéité



D-EASY 05
BACS31T48H

Gland seal for single wire bundle / Etoupe pour faisceau unitaire - D-EASY 05

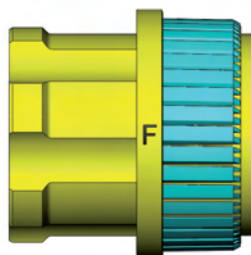

- * Bundle dimension
Ø 1.45 inch max.
- * Dimensions faisceau
Ø 37 mm max.



+
054-8002-00
BACS31U48GE1



- * Bundle dimensions
Ø 1.8 inch max.
- * Dimension faisceau
Ø 45,70 mm max.

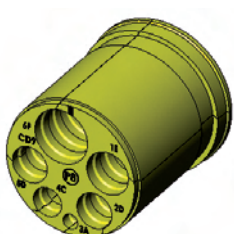


+
054-8002-01
BACS31U48GF1



* Before preparation. Avant préparation

Gland seal for grommet / Etoupe pour manchon - D-EASY 05



Grommet (see page 8)
Manchon (voir page 8)



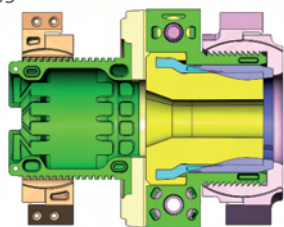
+
054-8020-05
BACS31U48GP1



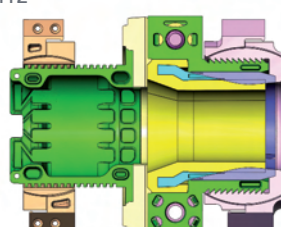
Housing and sealing system / Boîtier et système d'étanchéité

PN / Réf : D-EASY 12H**

D-EASY 12H05

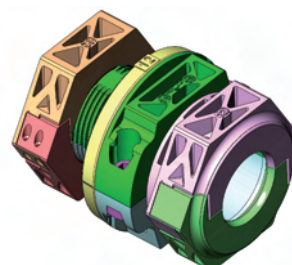
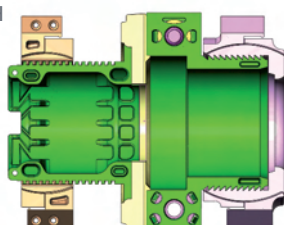


D-EASY 12H12



Housing / Boîtier nu

D-EASY 12H

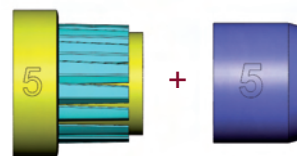


Gland seal for wire bundle / Etope pour faisceau

D-EASY 12S05



* Bundle dimensions Ø .197 inch max.
* Dimension faisceau Ø 5 mm max.




D-EASY 12S05

D-EASY 12S12



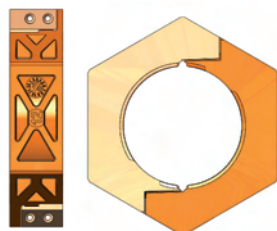
* Bundle dimensions Ø .474 inch max.
* Dimension faisceau Ø 12 mm max.



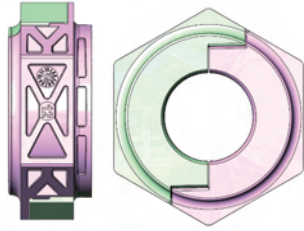
D-EASY 12S12

* Before preparation. Avant préparation

Spares / Maintenance



Jam nut kit
Kit écrou panneau
D-EASY 12 J




Gland nut kit
Kit écrou étoupe
D-EASY 12 G



Gland seal kit (repairing-maintenance)
Kit étoupe (réparation-maintenance)
D-EASY 12S05R D-EASY 12S12R


Sealing plug / Obturateurs



054-0053-01
BACS31UP1



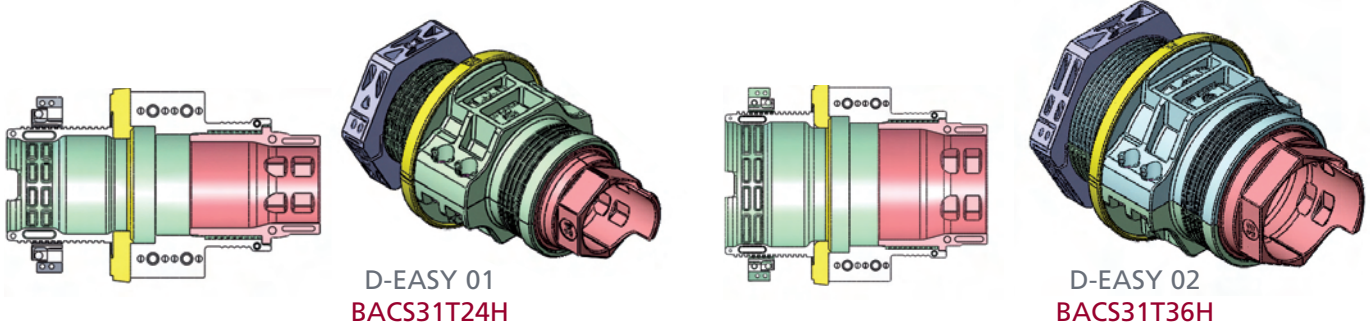
054-0053-02
BACS31UP2



054-0053-03
BACS31UP3

Applicable for all grommets with cavities marked by a letter (bundles). Applicable p

Housing delivered without seal system / Boîtier livré sans système d'étanchéité



Gland seal for single wire bundle / Etoupe pour faisceau unitaire

D-EASY 01				D-EASY 02			
* Ø .474 inch max. Ø 12 mm max.			A	+	054-8000-00 BACS31U24GA		A
* Ø .87 inch max. Ø 22 mm max.			B	+	054-8000-01 BACS31U24GB		C
				+			D
				+	054-8001-00 BACS31U36GC		
				+	054-8001-01 BACS31U36GD		

* Before preparation. Avant préparation

Gland seal for grommet / Etoupe pour manchon

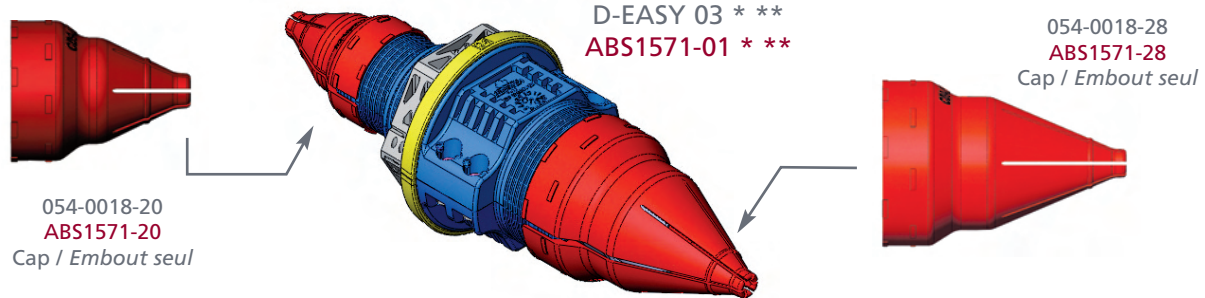
D-EASY 01				D-EASY 02			
		K	+	054-8020-01 BACS31U24GK			M
					054-8020-02 BACS31U36GM		

Grommet / Manchon

 Isometric view Vue isométrique	 054-8003-01 BACS31U24SK1	 054-8003-03 BACS31U24SK3	 Isometric view Vue isométrique	 054-8004-01 BACS31U36SM1
 054-8003-04 BACS31U24SK4	 054-8003-05 BACS31U24SK5	 054-8003-06 BACS31U24SK6	 054-8004-02 BACS31U36SM2	 054-8004-03 BACS31U36SM3
			 054-8004-04 BACS31U36SM4	 054-8004-04 BACS31U36SM4
 054-0053-04 BACS31UP4	 054-0053-05 BACS31UP5	 054-0053-06 BACS31UP6		

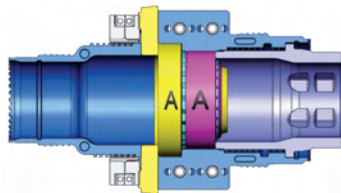
able pour tous les manchons dont les cavités sont repérées par une lettre (faisceaux)

■ Shell and sealing system / Boîtier et système d'étanchéité

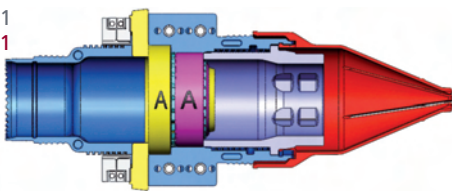


● Gland seal / Etoupe - A

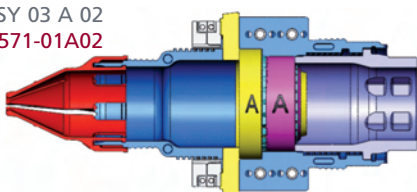
D-EASY 03 A
ABS1571-01A



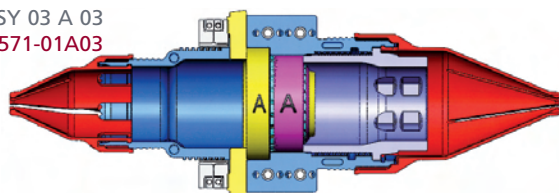
D-EASY 03 A 01
ABS1571-01A01



D-EASY 03 A 02
ABS1571-01A02

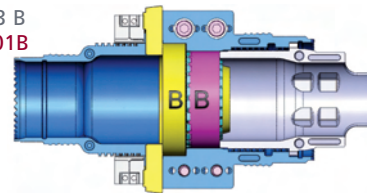


D-EASY 03 A 03
ABS1571-01A03

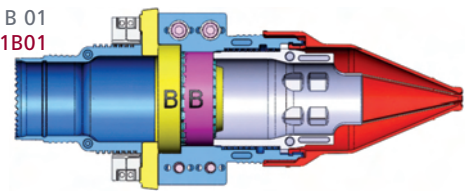


● Gland seal / Etoupe - B

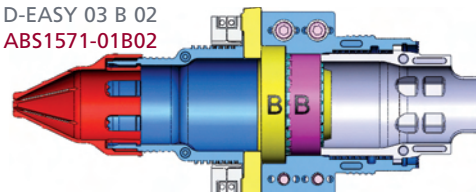
D-EASY 03 B
ABS1571-01B



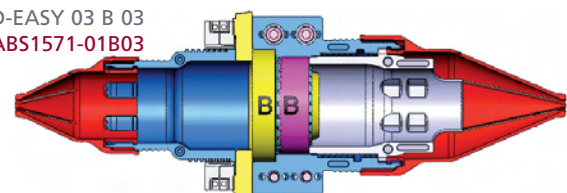
D-EASY 03 B 01
ABS1571-01B01



D-EASY 03 B 02
ABS1571-01B02

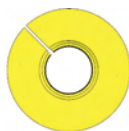


D-EASY 03 B 03
ABS1571-01B03



● Gland seal / Etoupes associées

* Bundle dimension
Ø .1 to .474 inch
Dimensions faisceau
Ø 2 à 12 mm




* Bundle dimension
Ø .39 to .87 inch
Dimensions faisceau
Ø 10 à 22 mm




* Before preparation. Avant préparation

● Spares / Maintenance




Gland seal kit
Kit étoupe

054-0032-12 054-0032-22
ABS1571-A ABS1571-B



Jam nut kit
Kit écrou panneau
054-8015-03
ABS1571-N01



Gland nut kit
Kit écrou étoupe
054-8016-03
ABS1571-G01



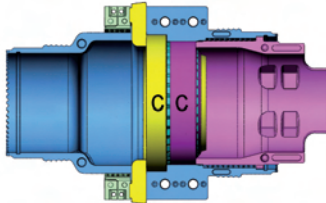
Shouldered jam nut, aluminium alloy
Écrou épaulé, alliage d'aluminium
054-8017-03
ABS1571-N03

Shell and sealing system / Boîtier et système d'étanchéité

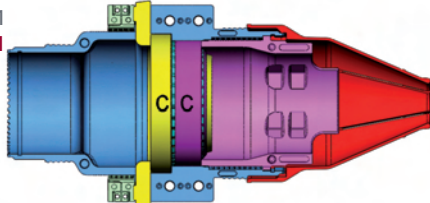


Gland seal / Etope - C

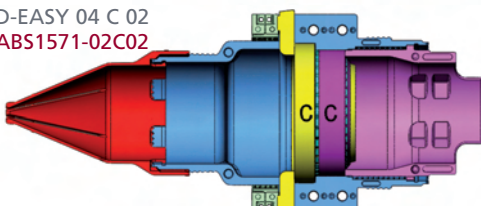
D-EASY 04 C
ABS1571-02C



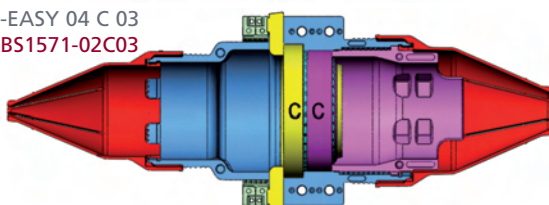
D-EASY 04 C 01
ABS1571-02C01



D-EASY 04 C 02
ABS1571-02C02

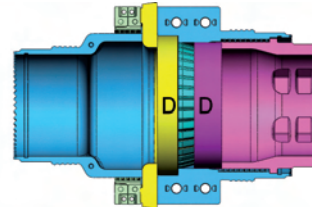


D-EASY 04 C 03
ABS1571-02C03

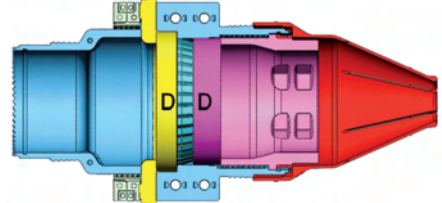


Gland seal / Etope - D

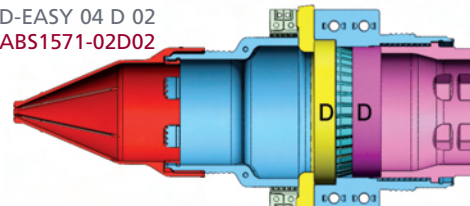
D-EASY 04 D
ABS1571-02D



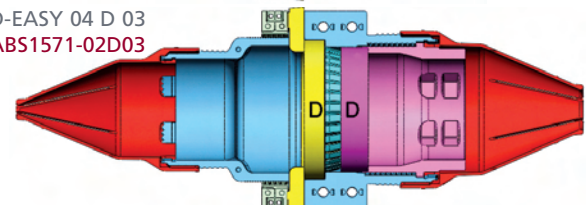
D-EASY 04 D 01
ABS1571-02D01



D-EASY 04 D 02
ABS1571-02D02



D-EASY 04 D 03
ABS1571-02D03

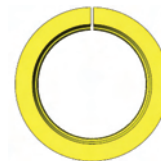


Gland seal / Etoques associées

* Bundle dimension
Ø .59 to 1.08 inch
Dimensions faisceau
Ø 15 à 27 mm




* Bundle dimension
Ø .98 to 1.38 inch
Dimensions faisceau
Ø 25 à 35 mm



* Before preparation. Avant préparation

Spares / Maintenance

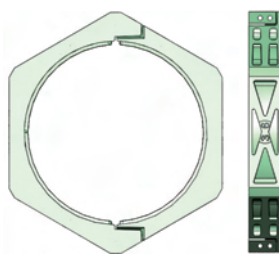


Gland seal kit

Kit étoupe

054-0032-27
ABS1571-C

054-0032-35
ABS1571-D



Jam nut kit

Kit écrou panneau

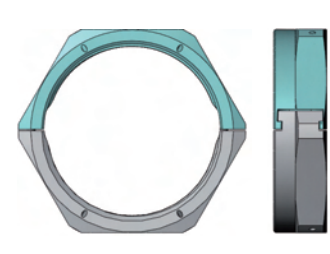
054-8015-04
ABS1571-N02



Gland nut kit

Kit écrou étoupe

054-8016-04
ABS1571-G02

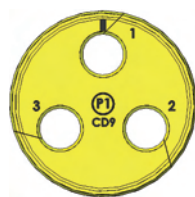


Shouldered jam nut, aluminium alloy

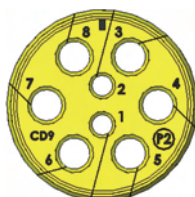
Écrou épaulé, alliage d'aluminium

054-8017-04
ABS1571-N04

Grommet layouts / Manchons



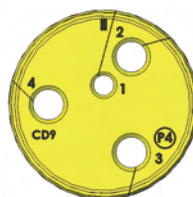
054-8005-01
BACS31U48SP1



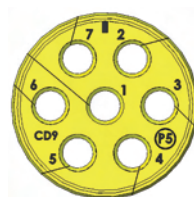
054-8005-02
BACS31U48SP2



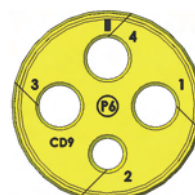
054-8005-03
BACS31U48SP3



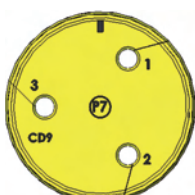
054-8005-04
BACS31U48SP4



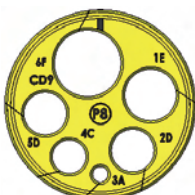
054-8005-05
BACS31U48SP5



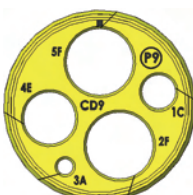
054-8005-06
BACS31U48SP6



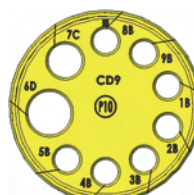
054-8005-07
BACS31U48SP7



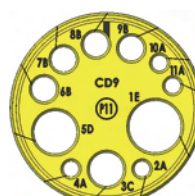
054-8005-08
BACS31U48SP8



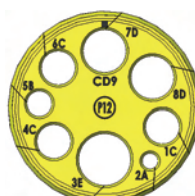
054-8005-09
BACS31U48SP9



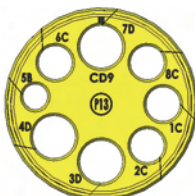
054-8005-10
BACS31U48SP10



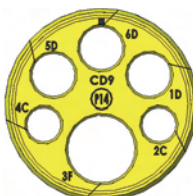
054-8005-11
BACS31U48SP11



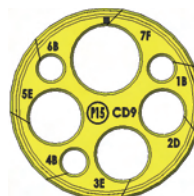
054-8005-12
BACS31U48SP12



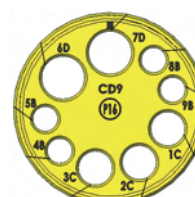
054-8005-13
BACS31U48SP13



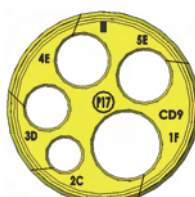
054-8005-14
BACS31U48SP14



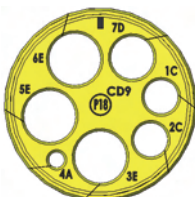
054-8005-15
BACS31U48SP15



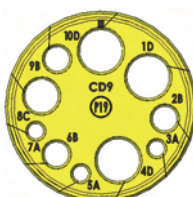
054-8005-16
BACS31U48SP16



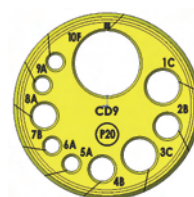
054-8005-17
BACS31U48SP17



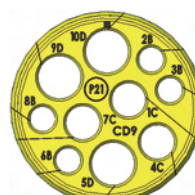
054-8005-18
BACS31U48SP18



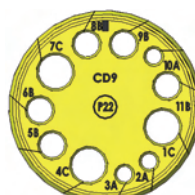
054-8005-19
BACS31U48SP19



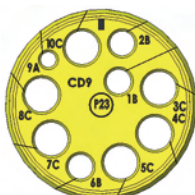
054-8005-20
BACS31U48SP20



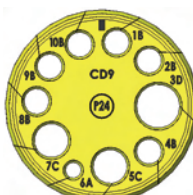
054-8005-21
BACS31U48SP21



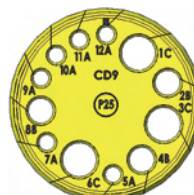
054-8005-22
BACS31U48SP22



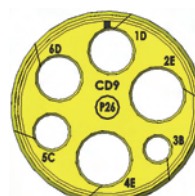
054-8005-23
BACS31U48SP23



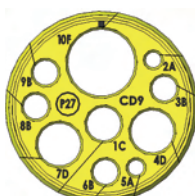
054-8005-24
BACS31U48SP24



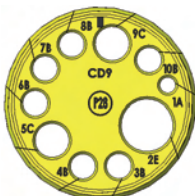
054-8005-25
BACS31U48SP25



054-8005-26
BACS31U48SP26




054-8005-27
BACS31U48SP27




054-8005-28
BACS31U48SP28

Prepared Bundle / Faisceaux préparés		
Cavity marking / Marquage cavités	Ø max. inch	Ø mm max.
A	.25	6,35
B	.375	9,50
C	.5	12,70
D	.625	15,80
E	.75	19,00
F	.95	24,00




Lay wires and cable on sealant.
Couches juxtaposées de câbles et mastic.



Form wire bundle with sealant into multi layer.
Mise en forme circulaire du faisceau.




Wrap wire bundle with self amalgamating tape.
Fermeture avec le ruban auto-soudant.



Compress wire bundle with dedicated
compression tool.
Compresser l'ensemble avec l'outil.

Tooling and Consumables / Outillages - Fournitures **D-EASY**

■ Tooling / Outillages



Rotation retainer tool
Outil de retenue en rotation

Compression strap wrench (2 sizes)
Outils compression faisceaux
(2 tailles)

Crowfoot wrench
Outils de serrage

Description	D-EASY Size Taille	Tools size Outils taille	Part number tools Référence outillage	Suppliers / Fournisseurs
Wrench, Allen (housing hardwares) Clé Allen (Liaison boîtier)	12 01 / 03 02 / 04 05	7/64 7/64 7/64 9/64	Standard	Any available source / Libre
Rotation retainer tool (for housing flats) Outil de retenue en rotation (plats sur boîtier)	12 01 02 03 04 05	1" 7/16 1" 13/16 2" 3/8 1" 13/16 and/et 2" 3/8 3" 1/2	Fork wrench / Clé Fork wrench / Clé Fork wrench / Clé 057-0898-00 057-0929-05	Any available source / Libre Any available source / Libre Any available source / Libre Deutsch or other / Deutsch ou autre Deutsch or other / Deutsch ou autre
Crowfoot wrench, Gland nut Outil serrage écrou d'étoupe	12 01 / 03 02 / 04 05	1" 7/16 1" 1/8 1" 5/8 3" 1/2	AN850823B 057-0901-03 057-0902-04 057-0919-05	SNAP-ON Deutsch Deutsch Deutsch or other / Deutsch ou autre
Crowfoot wrench Jam nut Outil de serrage écrou de panneau	12 01 / 03 02 / 04 05	1" 7/16 2" 2" 5/8 3" 1/2	AN850823B AN850832B AN850842B 057-0919-05	SNAP-ON SNAP-ON SNAP-ON Deutsch or other / Deutsch ou autre
Compression strap wrench Outil compression faisceau	12 01 / 02 03 / 04 05	- - - -	057-0750-00 or/ou 057-0750-05 057-0750-05	Deutsch

■ Consumables / Fournitures

Designation Designation	Manufacturer Fabricant	Part number Référence	Suppliers Fournisseurs	DEUTSCH Proposal part number Référence Deutsch
Tape, Sealant Ruban mastic	3M	5313 dimension 1 x 8 mm	3M	609-0031-XX *
Tape, Silicone Ruban silicone	FEDERAL MOGUL	67N	FEDERAL MOGUL	609-0032-XX *
Metallic clamping strip Frette métallique	According to ASNE0805 - Any available source Suivant ASNE0805 - Fournisseur libre			
Tie-rap Frette de câblage	According to NSA935401-05 - Any available source Suivant NSA935401-05 - Fournisseur libre			

* XX = Number of coils in order. Nombre de bobines à commander



www.deutsch.net

DEUTSCH GLOBAL SALES ONETWORK

Contact your local sales office for further information:

FRANCE

Connecteurs Electriques
Deutsch
17, rue Lavoisier BP 117
27091 Evreux Cedex 09
FRANCE
Tel: +33 2 32 23 57 00

GERMANY

Compagnie Deutsch GMBH
Fraunhoferstrabe.11b
82152 Martinsried
GERMANY
Tel: +49 89 89 91 570

INDIA

DIPC
104, Prestige Omega, EPIP Zone
1st Phase, White Field Road
BANGALORE 560066
INDIA
Tel: +91 80 28 54 13 25

ISRAEL

Deutsch ECM
P.O. Box 5082
Ashkelon 78150
Southern Industrial Zone
ISRAEL
Tel: +972 8 671 9020

ITALY

Deutsch Italia S.R.L.
Viale Jenner 51
20159 Milano
ITALY
Tel: +39 02 37 617 44

JAPAN

Deutsch Japan Ltd.
4-3-28 Nishidai
Itabashi-ku
Tokyo 175-0045
JAPAN
Tel: +81 3 5922 1345

UNITED KINGDOM

Deutsch UK
Stanier Road
St Leonards on Sea
East Sussex TN38 9RF
UK
Tel: +44 (0) 1424 852721

USA

Deutsch DAO
250 Eddie Jones Way
Oceanside, CA 92054
USA
Tel: +1 (760) 757-7500



DEUTSCH

For more information, technical
assistance or custom solutions:
email ced@deutsch.net